

RICE LAKE
WEIGHING SYSTEMS

1280 Enterprise™ Series

PROGRAMMABLE
INDICATOR/CONTROLLER
WITH COLOR TOUCHSCREEN



磅 三興製磅廠有限公司
Sam Hing Scales Fty. Ltd.

Tel: (852) 2393 3148

Website: www.samhing.com.hk

www.samhing.com.hk

1280 Enterprise™ Series

PROGRAMMABLE INDICATOR/CONTROLLER
WITH COLOR TOUCHSCREEN

Unlimited Control. Infinite

Command the future
with Rice Lake's 1280 Enterprise.

The 1280 Enterprise™ Series programmable indicator is an innovative powerhouse, delivering uncompromising speed for today's operations and expansive options for tomorrow's requirements. The 1280 is an event based programmable controller with color touchscreen ideal for custom applications that combine signal processing, input/output control and network communications. Explore the potential, discover the power and unlock the possibilities.

Built for Business


The 1280 is the definitive solution for complete business systems integration, shattering the barrier between operations and data. A durable color touchscreen with a seven-inch LCD display integrates data with real-time operations to leverage actionable information.

Crisp visuals bring instant access to frequently used functions. Program multiple screens with custom graphics and softkeys for an interface that is designed for your process.

Web browser access
for operation screens.



Built-in
Web Server



Integrate into any application
with up to six option cards for
extended functionality.



Resistive touch display
by operators w

Possibilities.



12-inch screen touch-only



Easy-mount panel style requires only five drilled holes for installation.



7-inch screen touch-only

1280

Universal, wall and panel enclosures provide versatile installation options.

Fits Right In

Modular design makes the 1280 a dynamic piece for the growth of any enterprise, and it is built tough to withstand even the harshest environments.

- Universal, panel or wall mount
- Vibrant, 7- or 12-inch resistive touch display can be used by operators wearing gloves
- Industrial-grade components
- Stainless steel NEMA Type 4X enclosures
- IP69K protection for universal and panel mount

Prolific Communication

Unparalleled onboard capabilities allow seamless integration with existing equipment.

- Standard Ethernet TCP/IP, Wi-Fi®, Wi-Fi Direct®, USB, Bluetooth® and RS-232/485
- Built-in web server creates a new dimension in remote access, systems integration and data monitoring
- Manage and access critical information from anywhere on the network with handheld devices, printers, PLCs or PCs
- Create a custom database to store valuable information, including ID numbers, transactions, formulas, label formats and more

Future Proof

The 1280 Enterprise is a leap forward in technology, empowering your operation with control of today and command of the future.

- Highly customizable graphical user interface
- Able to power up to eight scales
- Single or multi-range/interval weighing functions
- Programmable through iRite to store/retrieve data with an onboard database storage of 460MB
- Limitless programmability
- Freescale i.MX6 processor takes multitasking to the next level
- Micro SD card (up to 32 GB) for custom boot-loading graphics, iRite applications and configuration files

Room To Grow

The 1280 utilizes real-time processing and achieves unprecedented multitasking performance. With industry-leading onboard capabilities, you may never need to add an option card; however, the 1280 is easily expandable.

- The 1280 expands its capabilities with smart option cards, which allows for faster system performance
- Six smart card slots for additional scale channels, serial ports, digital inputs and outputs, analog outputs, and protocol interfaces
- Advanced batch engine with latching for 24 setpoint conditions automates daily tasks and can handle even the most complex routines



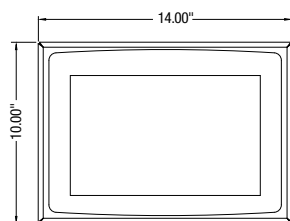
can be used wearing gloves.

1280 Enterprise™ Series

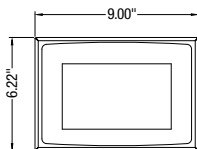
PROGRAMMABLE INDICATOR/CONTROLLER
WITH COLOR TOUCHSCREEN

Standard Features

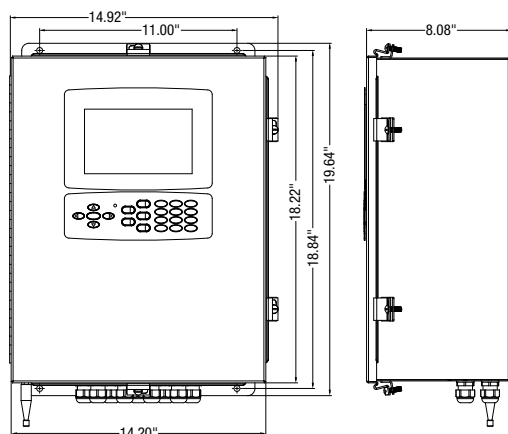
- Seven options are supported for adding scale channels, serial ports, digital input and outputs, analog inputs, analog outputs, various protocol interfaces, four-channel dry-contact relay
- Eight digital I/O for control and pulse count
- Customize applications with event-based programming using iRite™ software
- Graphical LCD display that adjusts for ambient light conditions
7-inch, 800 x 480 pixel (6.00 x 3.6in); 12-inch, 1200 x 800 pixel (10.4 x 6.5in)
- Resistive color touchscreen that can be used with gloves
- 100 setpoints, 24 configurable setpoint kinds
- 22 soft keys with 10 user-defined
- Selectable A/D measurement rate up to 960/second
- Three different enclosure types: universal with desk tilt stand, panel mount and wall mount
- Keypad for scale operations, numeric entry and navigation
- Supports a displayed keyboard during entry mode or an external keyboard
- Single and dual channel A/D cards to drive up to sixteen 350 ohm load cells per A/D card
- Multi-range/interval weighing functions for up to eight scales:
 - analog load cell scale
 - total scales
 - serial scales
 - program scales
 - iQube²
- Two RS-232 and RS-485 serial ports
- USB, Ethernet TCP/IP, WiFi®, WiFi Direct and Bluetooth® standard
- Multi-language operation for English, Spanish, French, Portuguese, Italian, German, Dutch, Danish, Swedish, Russian, Ukrainian, Hebrew, Chinese, Turkish, Thai, and Arabic (operator screens only)



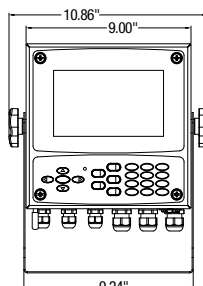
12-inch Panel Mount Touch-only



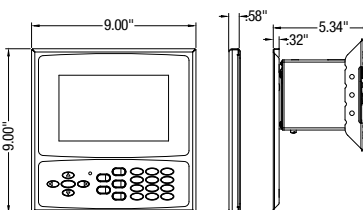
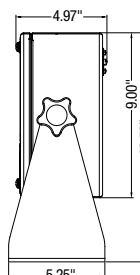
7-inch Panel Mount Touch-only



7-inch with Keypad Wall Mount



7-inch with Keypad Universal



7-inch with Keypad Panel Mount

Specifications

Power AC:	Line voltages: 100–240 VAC (85–265 VAC) Frequency: 50 or 60Hz Power consumption: 60 watts
Power DC:	Line voltages: 12–24 VDC (9–36 VDC) Power consumption: 60 watts
Excitation Voltage:	10 ± 0.5 VDC, 16 x 350 Ω or 32 x 700 Ω load cells per A/D card
Input Range:	-60mV to +60mV
Sensitivity:	1.0μV/graduation minimum @ 7.5 Hz–120 Hz 4.0μV/graduation typical at 960 Hz
A/D Sample Rate:	7.5 to 960Hz, software selectable
Digital Filter:	Software selectable, three stage, adaptive or damping
Resolution:	Internal resolution: 8 million counts Weight display resolution: 9,999,999
System Linearity:	± 0.01% full scale
Digital I/O:	Eight I/O channels on CPU board; optional 24-channel I/O expansion boards available
Circuit Protection:	RFI, EMI, EFT, ESD protection
Onboard:	Microprocessor: Freescale i.MX6 Embedded Linux® OS 8 GB eMMC (system use) 1 GB DDR3 RAM 460MB on board database (SQLite) storage Up to 32GB micro SD card
Communication:	Port 1 & 2: Full duplex RS-232 with CTS/RTS, RS-422/485 full and half duplex Baud Rate: 1200 to 115,000 Port 3: USB 2.0 Device (Micro) Port 4: Bluetooth® SPP 2.1+EDR, Standards 4Mbaud Ethernet: Wired 10/100 Auto-MDX Ethernet: Wireless 802.11 b/g/n 2.4GHz
Other Ports:	(2) USB 2.0 Host (type A) for mass storage/keyboard/printers
Operating Temperature:	Legal: 14°F to 104°F (-10°C to 40°C) Industrial: -4°F to 131°F (-20°C to 55°C)
Rating:	IP66 wall enclosure IP69K universal and panel mount
Material:	Stainless steel
Warranty:	Two-year limited warranty

Approvals



Measurement
Canada
Approved



Approvals for 7" and 12" touch-only panel mounts pending

7" with keypad
universal and
wall mount

7" with keypad
panel mount

If you require any further information,
please feel free to contact our team.
Email: sales@samhing.com.hk



磅三興製磅廠有限公司
Sam Hing Scales Fty. Ltd.

Tel: (852) 2393 3148

Website: www.samhing.com.hk

SAM HING SCALES FACTORY LIMITED
Rm 402, Fuk Hong Industrial Building,
60 - 62 Tong Mi Road, Kowloon,
Hong Kong, HK 00000 • Hong Kong
TEL: 2393 3148
FAX: 2789 3030

www.samhing.com.hk